


PMEX UPDATE


SELL



CRUDE10-JA25
 68.75 -0.61%
 Expiry 18/Dec/24
 Remaining 29 Days

Entry	68.85 - 68.74
Stoploss	69.35
Take Profit	68.28 - 68.01


SELL



NGAS1K-DE24
 2.9530 -0.67%
 Expiry 25/Nov/24
 Remaining 6 Days

Entry	2.969 - 2.959
Stoploss	3.00
Take Profit	2.914 - 2.891

BUY



GO10Z-DE24
 2,633.30 0.72%
 Expiry 26/Nov/24
 Remaining 7 Days

Entry	2629 - 2630
Stoploss	2620.79
Take Profit	2639 - 2647


BUY



SL10-DE24
 31.37 0.47%
 Expiry 26/Nov/24
 Remaining 7 Days

Entry	30.967 - 31.059
Stoploss	30.77
Take Profit	31.225 - 31.327


SELL



PLATINUM5-JA24
 969.85 -0.48%
 Expiry 18/Dec/24
 Remaining 29 Days

Entry	967 - 965
Stoploss	972.00
Take Profit	960 - 957


SELL



COPPER-DE24
 4.0992 -0.50%
 Expiry 26/Nov/24
 Remaining 7 Days

Entry	4.0848 - 4.0792
Stoploss	4.11
Take Profit	4.0571 - 4.0349


SELL



ICOTTON-DE24
 68.66 -0.52%
 Expiry 22/Nov/24
 Remaining 3 Days

Entry	68.36 - 68.3
Stoploss	68.56
Take Profit	67.9 - 67.64


SELL



DJ-DE24
 43,285 -0.59%
 Expiry 19/Dec/24
 Remaining 30 Days

Entry	43420 - 43389
Stoploss	43550.59
Take Profit	43196 - 43077


SELL



SP500-DE24
 5,896 -0.41%
 Expiry 19/Dec/24
 Remaining 30 Days

Entry	5912 - 5907
Stoploss	5929.71
Take Profit	5877 - 5861


SELL



NSDQ100-DE24
 20,575 -0.28%
 Expiry 19/Dec/24
 Remaining 30 Days

Entry	20455 - 20439
Stoploss	20531.80
Take Profit	20326 - 20240


SELL



GOLDUSDJPY-DE24
 154.16 -0.32%
 Expiry 26/Nov/24
 Remaining 7 Days

Entry	153.62 - 153.49
Stoploss	153.97
Take Profit	153.03 - 152.88

SELL



GOLDEURUSD-DE24
 1.0562 -0.34%
 Expiry 26/Nov/24
 Remaining 7 Days

Entry	1.0537 - 1.0531
Stoploss	1.06
Take Profit	1.0509 - 1.0496

Major Headlines

Crude Oil Prices Rise Amid Supply Disruptions and Geopolitical
Oil prices rallied yesterday with ICE Brent setting almost 3.2% higher. A softening in the USD supported most of the commodity's complex. However, for oil, a halt of production at the 755k b/d Johan Sverdrup field in Norway due to a power outage, and a drop in production at the Tengiz field in Kazakhstan provided further upside. In addition, geopolitical risks between Russia/Ukraine have increased after the US said it would allow Ukraine to carry out long-range missile [see more...](#)

Safe-haven assets rally as US-Russia tensions spike over Ukraine
Government bonds and the Japanese yen rallied on Tuesday as investors flocked to safe-haven assets after President Vladimir Putin updated Russia's nuclear doctrine amid escalating tensions with the United States over Ukraine. Putin said Russia could consider using nuclear weapons if it was subject to a conventional missile assault supported [see more...](#)

Markets Back to Risk-On Stance as Yields Retreat - What's Next?
The S&P 500 rebounded 0.39%, while Nasdaq added 0.71%, supported by a more than 5.5% jump in Tesla (NASDAQ:TSLA) shares on rumours that Trump administration wants to make a federal framework for fully self-driving vehicles one of the Department of Transport's priorities. And remember, Elon Musk's robotaxis is one of the company's priorities for the future development and had helped – earlier this year – revive appetite for Tesla despite the slowing sales of EV sales. [see more...](#)

USD/JPY: Pullback in USD can extend to 153.20 – UOB Group
After USD plunged last Friday, we indicated yesterday that 'While the sharp and swift sell-off appears to be overdone, there is a chance for USD to drop below 153.85 before stabilization can be expected.' USD dipped briefly to 153.84, rebounded strongly to 155.35, and then pulled back, closing at 154.65 [see more...](#)

EUR/USD faces pressure as ECB officials worry about Eurozone
EUR/USD struggles to extend Monday's recovery above the immediate resistance of 1.0600 and edges lower in Tuesday's European session. It appears that the recovery from the yearly low around 1.0500 last week in the major currency pair losses steam as European Central Bank (ECB) policymakers have become more worried about the Eurozone economic growth due to firm expectations of a likely trade war with the United States (US) than getting inflation under control. [see more...](#)

USD: Some well-deserved consolidation – ING
With the US data calendar quiet this week, attention remains on the make-up of President-elect Trump's cabinet. One of the most relevant positions for financial markets is the post of US Treasury Secretary. This has yet to be decided, but it seems there are at least four names in the running [see more...](#)

Economic Calendar

Event	Dates	Time	Currency	Importance	Actual	Forecast	Previous
CPI (YoY) (Oct)	19-Nov-24	3:00 PM	EUR	High volatility	2.00%	2.00%	1.70%
Crude Oil Inventories	20-Nov-24	8:30 PM	USD	High volatility			2.089M
Initial Jobless Claims	21-Nov-24	6:30 PM	USD	High volatility		220K	217K
Philadelphia Fed Manufacturing Index (Nov)	21-Nov-24	6:30 PM	USD	High volatility		6.3	10.3
Existing Home Sales (Oct)	21-Nov-24	8:00 PM	USD	High volatility		3.94M	3.84M

FOREX MARKETS' STATISTICS

Forex Market Hours



Note: This chart shows the normal forex trading times of all the major forex trading centers across the globe in Pakistan Standard Time.

Forex Turnover by Counterparty



Markets' Share in Total Forex Turnover



Most Traded Currency Pairs



Sources: ACPL Research, Forexmarkethours, Dailyfx, Ig

DISCLAIMER

This report has been prepared by Abbasi and Company (Private) Limited and is provided for information purposes only. Abbasi and Company (Private) Limited (ACPL) is engaged in brokerage business of commodities futures in Pakistan and to provide the trading/ execution facility on Pakistan Mercantile Exchange (PMEX). There is risk of loss in trading in derivatives (futures). The author, directors and other employees of Abbasi and Company (Private) Limited and its affiliates cannot be held responsible for any loss in trading. Futures; futures on margin carries a high level of risk and may not be suitable for all investors. The high degree of leverage can work against the investor/ traders. Before deciding to invest in Commodity derivatives, you should carefully consider your investment objectives, level of experience, and risk appetite. The possibility exists that you could sustain a loss of some or all of your initial investment and therefore you should not invest money that you cannot afford to lose. You should be aware of all the risks associated with futures trading in commodities and other financial products. We take no responsibility for any loss made in investment on any instruments through us. In any event Abbasi and Company (Private) Limited, its affiliates, agents will not be liable to anyone for any decision made or action taken for investment/ trading. Abbasi and Company (Private) Limited, its affiliates, directors and employees cannot be held responsible for any loss in trading due to any problem in connectivity; failure of system; technical problem in the software or any other reason whatever. All the reports/ recommendations/ trading calls/ opinions are advisory in nature and contains the opinions of the author, which are not to be construed as investment advices. The author, directors and other employees of Abbasi and Company (Private) Limited and its affiliates cannot be held responsible for the accuracy of the information presented herein or for the results of the positions taken based on the opinions expressed in the reports/ views from Abbasi and Company (Private) Limited. All the views/ recommendations/ trading calls and opinions are based on the information, which are believed to be accurate and no assurance can be given for the accuracy of these information.

Derivatives trading involve substantial risk. The valuation of the underlying may fluctuate, and as a result, clients may lose their entire original investment. In no event should the content of this research report be construed as an express or an implied promise, guarantee or implication by, or from, Abbasi and Company (Private) Limited that you will profit or that losses can, or will be, limited in any manner whatsoever. Past results are no indication of future performance. The information provided in this report is intended solely for informative purposes and is obtained from sources believed to be reliable. Information is in no way guaranteed. No guarantee of any kind is implied or possible where projections of future conditions are attempted. Investments in securities market are subject to market risks, read all the related documents carefully before investing.

All rights reserved by Abbasi and Company (Private) Limited. This report or any portion hereof may not be reproduced, distributed, or published by any person for any purpose whatsoever. Nor can it be sent to a third party without prior consent of Abbasi and Company (Private) Limited. Action could be taken for unauthorized reproduction, distribution, or publication.

The research analyst, primarily involved in the preparation of this report, certifies that (1) the views expressed in this report accurately reflect his/her personal views about the subject commodity/index /currency pair and (2) no part of his/her compensation was, is or will be directly or indirectly related to the specific recommendations or views expressed in this report.

DISCLOSURE

Following exchange rates are used to convert investment and profit values:

- USD/PKR: 277.55
- JPY/PKR: 1.80

To arrive at our Target Price, Abbasi & Company (Private) Limited uses following methods:

- Technical Analysis
- Fundamental Analysis

Furthermore, profit and returns are inclusive of all expenses including PMEX Fee, ACPL Fee & Sales Tax

RESEARCH DISSEMINATION POLICY

Abbasi & Company (Private) Limited endeavors to make all reasonable efforts to disseminate research to all eligible clients in a timely manner through either physical or electronic distribution such as email, fax mail etc. Nevertheless, all clients may not receive the material at the same time.

PREPARED BY

Muhammad Umair Javed
Phone: (+92) 42 38302028
Ext: 118
Email: umairjaved@abbasiandcompany.com

RESEARCH DEPARTMENT

6 - Shadman, Lahore
Phone: (+92) 42 38302028; Ext: 116, 117
Email: research@abbasiandcompany.com
web: www.abbasiandcompany.com

HEAD OFFICE

6 - Shadman, Lahore
Phone: (+92) 42 38302028
Email: support@abbasiandcompany.com
web: www.abbasiandcompany.com